

Please be aware that Step Stool, Stol and Bench are made from Solid Oak.

Due to this the Stools and Benches can expand and contract with temperature variances. This can in some circumstances make it difficult to assemble your new stool or bench if it has been recently stored in a cold or humid environment.

If this should be the case then it will be necessary to leave the stool or bench at room temperature for 48hours before completing its assembly.

Please be aware: If using a metal hammer to help with assembly be sure to place a thick piece of cardboard or wood between the metal of the hammer and the wooden peg.

Peg Stool

We hope very much that you are going to be happy with your new Peg Stool for many years to come. In the following pages you will find out how to assemble and look after your new piece of furniture.

Taking care of your Peg Stool

Your stool has been treated with a clear, water based lacquer. If you need to clean the stool do so with a damp cloth using a mild detergent if needed.

Do not leave the stool wet or soaked for longer periods of time and always remember to dry it off after cleaning.

Keep it going forever

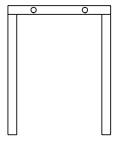
Even though your stool is designed to last a lifetime, sometimes you can end up in a situation where you need to repair it. Don't fear. We make all of our designs easy and simple to repair. Simply head over to our website and navigate to the spare parts section and find the part you need. If you're in doubt, then we're only a phone call away. It should always be easier and cheaper to repair than buying new.

All of our designs are covered with a 5 year warranty from the date of purchase, covering any breakages related to deficient craftsmanship under normal everyday use.

Recycling

Whilst we hope that your MOEBE stool will serve you well for many years to come, if you do at some point wish to recycle it then it is easy to do so. Simply split the product down into its separate parts and recycle them by material. All parts can be recycled. How this is done depends on local regulations and facilities.

Peg Stool



x2

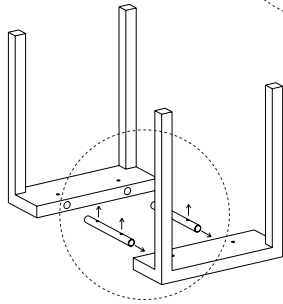
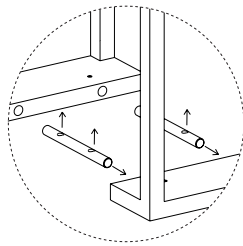


x2

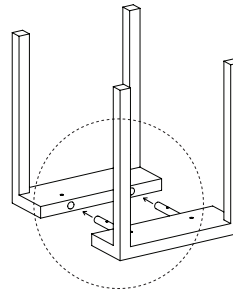
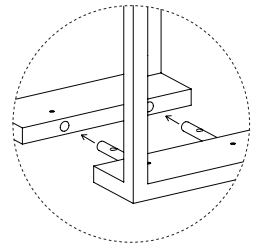


x4

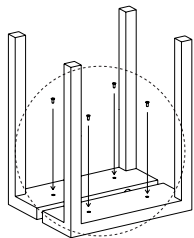
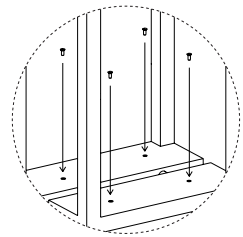
1



2



3



4

