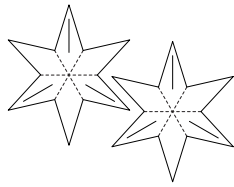



1. Follow this guide to make 1 star. Cut out two stars from the card. Make sure to also cut along the three lines inside the stars.




2. Fold each star three times on the short side.



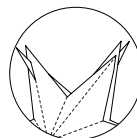
3. Flip the stars over and fold them three times on the long side.



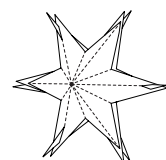
**MOEBE**  
**Merry Christmas**



4. Place the two stars facing each other.



5. Slide each spike into a cut opening on the opposite star.



6. Continue until the star is complete.